
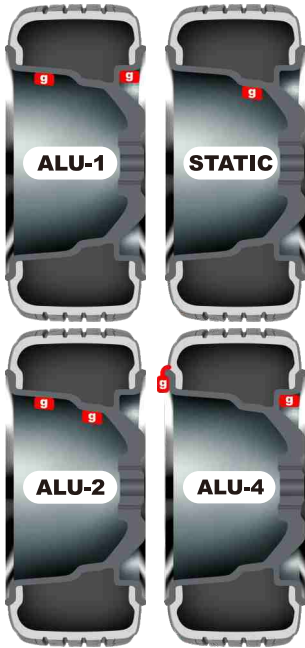


WB-1120 WHEEL BALANCER

PROPERTY RIGHTS OVER THE PRODUCTS OF R&D, QUALITY GUARANTEE



4 BALANCING MODES



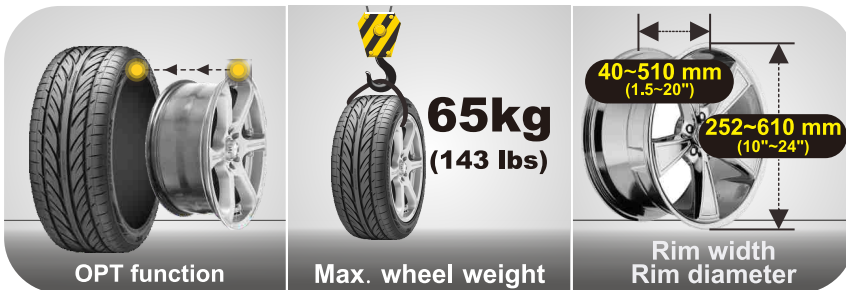
- * Automatic distance and wheel diameter measuring
- * Tracking steering balancing mode can locate weights precisely and rapidly
- * With self-calibration and self-diagnosis functions
- * LED display



1 year warranty



Noise level



SPECIFICATIONS

Optional power supply	110v (1ph)/ 220v (1/3ph)/ 380v (3ph)
Optional motor power	0.20/0.37kw
Balancing speed	200 r.p.m
Balancing accuracy	±1g(±0.04 oz)
Measuring time	8s
N/G weight	102/126 kg(224/277 lbs)

